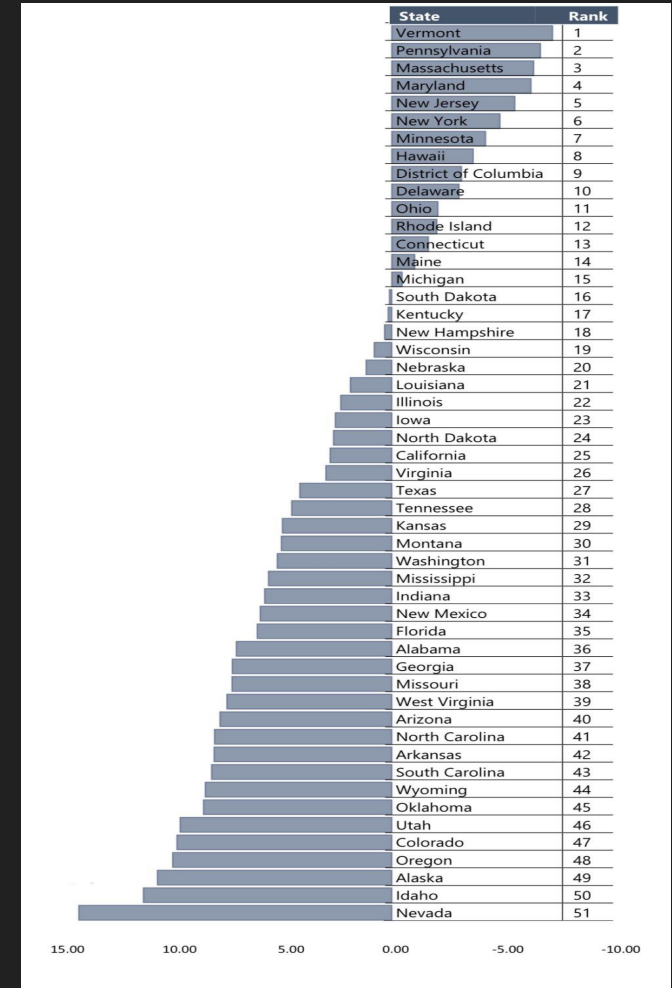
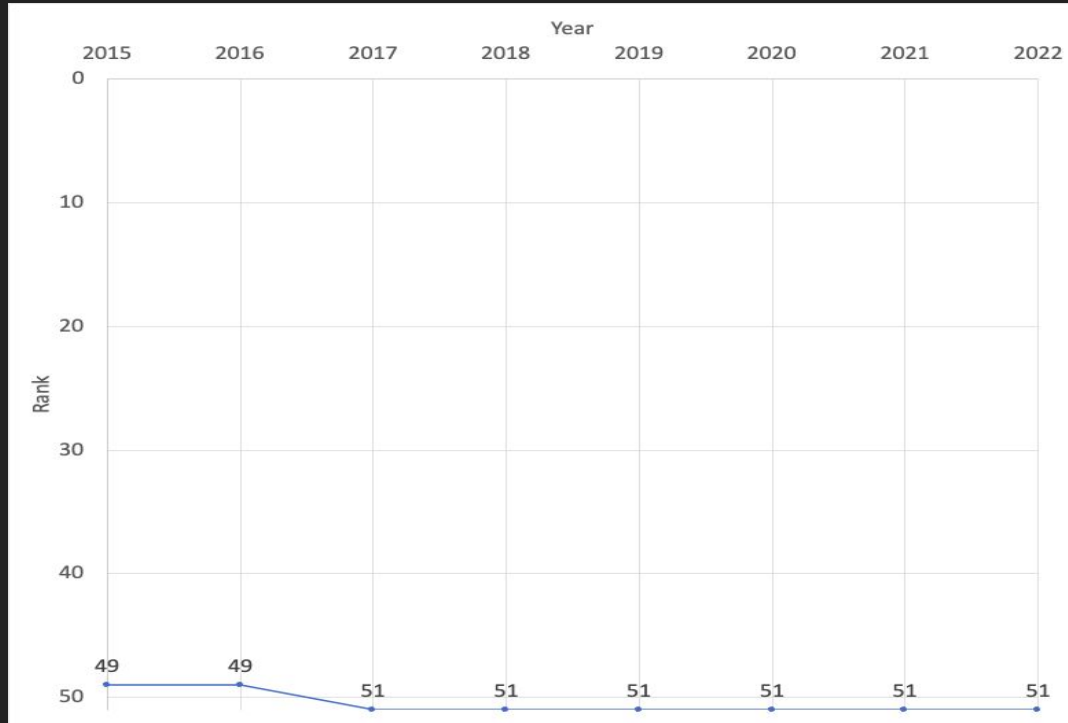


Mental Health America

Nevada's Trend Data

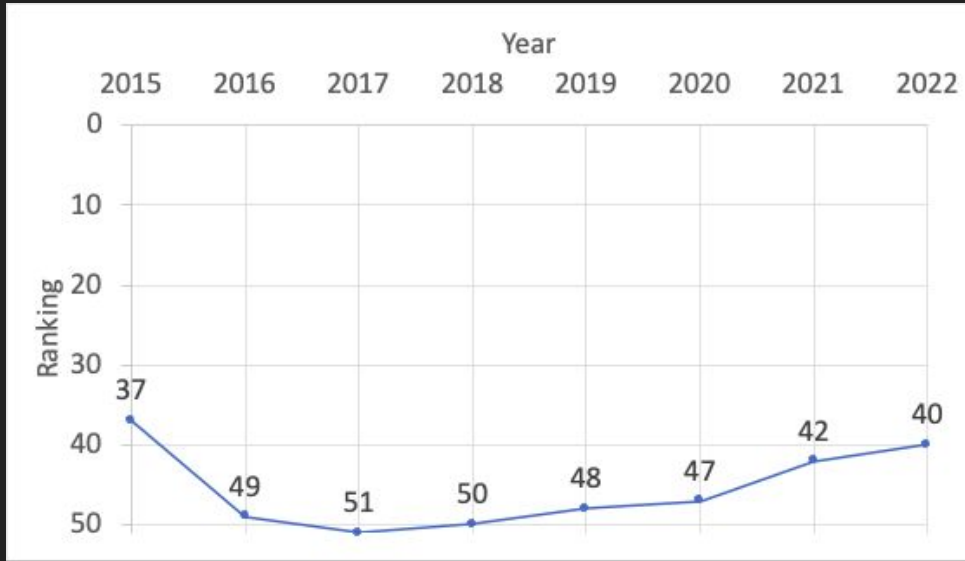
Overall Rankings

Nevada's Overall Rankings, 2015-2022, MHA

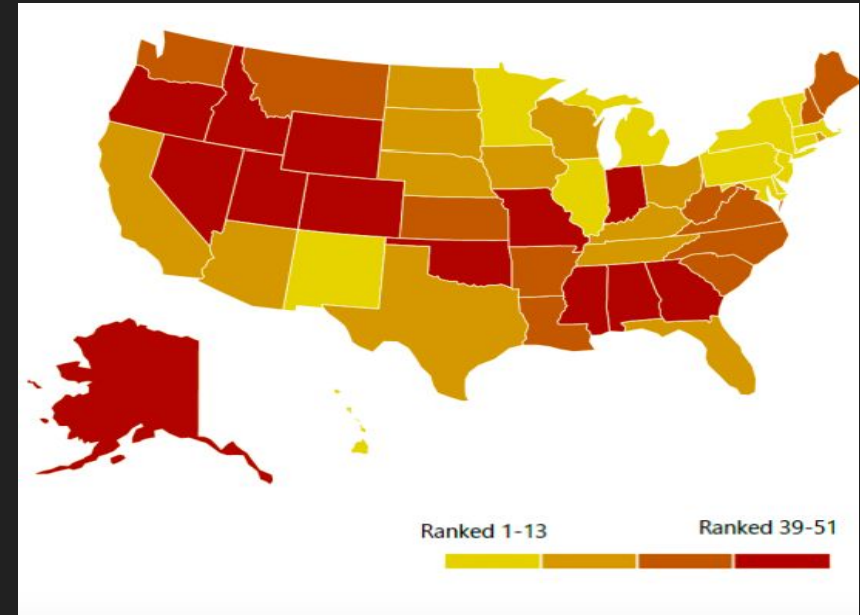


Overall: Adult Ranking

Nevada Overall Adult Ranking, 2015-2022, MHA

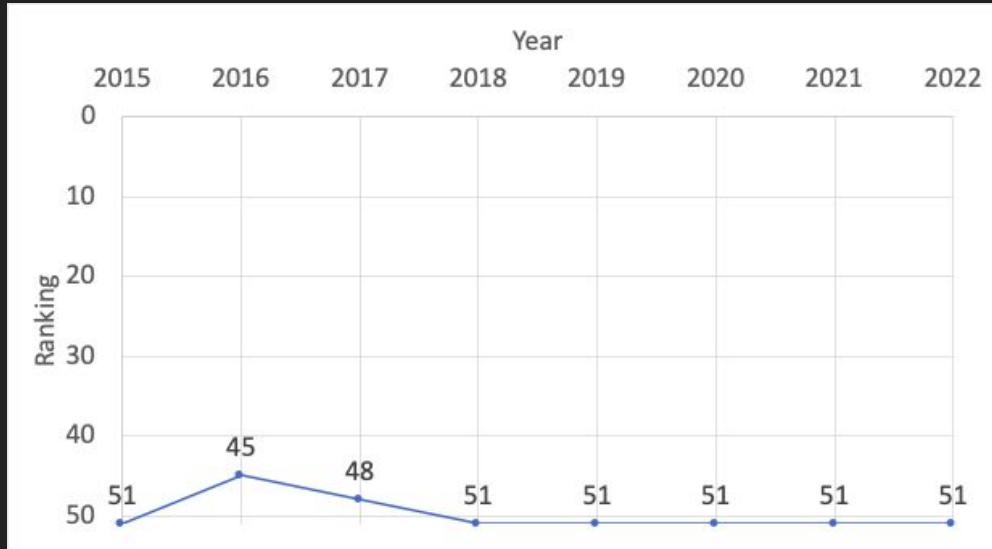


Mental Health America Overall Adult Rankings, 2021

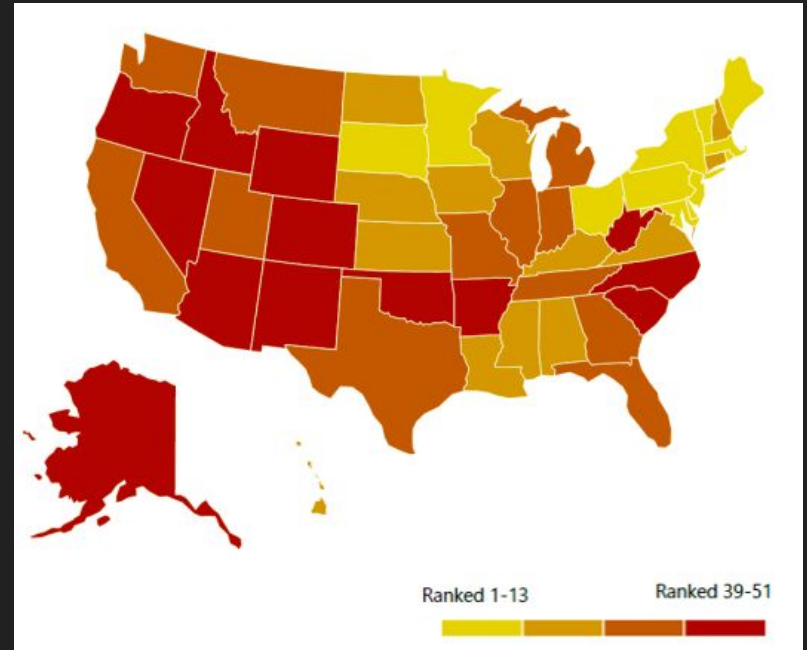


Overall: Youth Rating

Nevada Overall Youth Ranking, 2015-2022,
MHA



Mental Health America Overall Youth Ranking,
2021



Overall Rankings

1. Adults with Any Mental Illness (AMI)
2. Adults with Substance Use Disorder in the Past Year
3. Adults with Serious Thoughts of Suicide
4. Youth with At Least One Major Depressive Episode (MDE) in the Past Year
5. Youth with Substance Use Disorder in the Past Year
6. Youth with Severe MDE
7. Adults with AMI who Did Not Receive Treatment
8. Adults with AMI Reporting Unmet Need
9. Adults with AMI who are Uninsured
10. Adults with Cognitive Disability who Could Not See a Doctor Due to Costs
11. Youth with MDE who Did Not Receive Mental Health Services
12. Youth with Severe MDE who Received Some Consistent Treatment
13. Children with Private Insurance that Did Not Cover Mental or Emotional Problems
14. Students Identified with Emotional Disturbance for an Individualized Education Program
15. Mental Health Workforce Availability

Access to Care: Adult and Youth

Nevada Access to Care Rankings, 2015-2022,
MHA

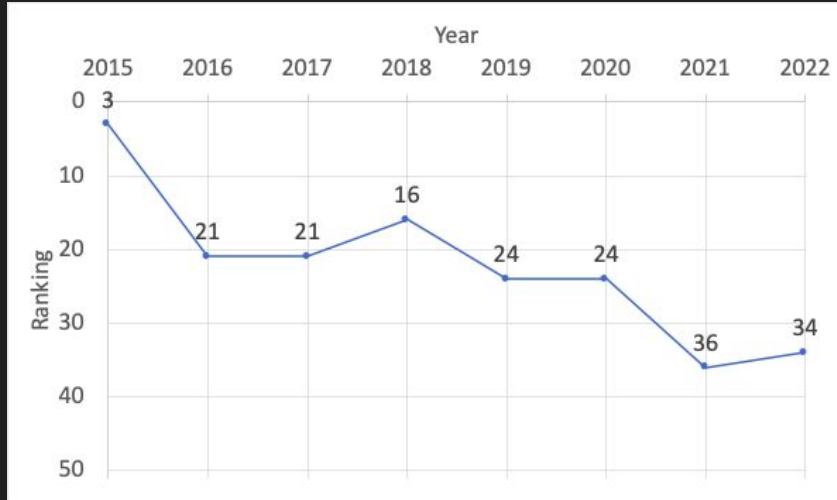


The access to care measure includes:

- Access to insurance
- Access to treatment
- Quality and cost of insurance
- Access to special education
- Mental health workforce availability

Mental Illness: Adults

Prevalence of Mental Illness in Nevada Adults,
2015-2022, MHA

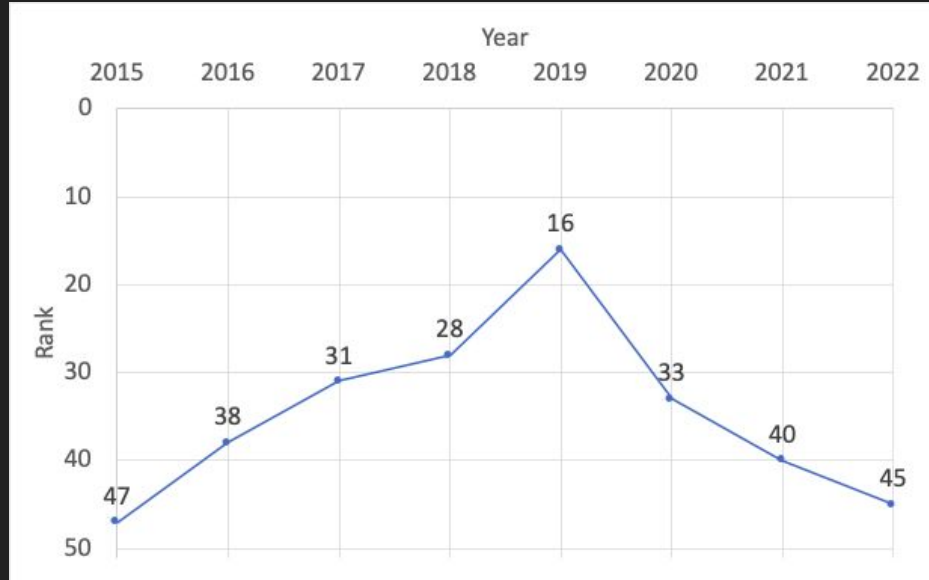


Prevalence of Mental Illness Nevada vs.
United States, 2021, MHA

| | |
|---------------|--------|
| United States | 20.67% |
| Nevada | 19.00% |

Substance Use Disorder: Adults

Adults in Nevada with Substance Use Disorder in the Past Year, 2015-2022, MHA



Prevalence of Substance Use Disorder
Nevada vs. United States, 2021, MHA

| | |
|---------------|-------|
| United States | 7.67% |
| Nevada | 9.00% |

Youth Substance Misuse

Nevada Youth Past Substance Misuse
2015-2022, MHA

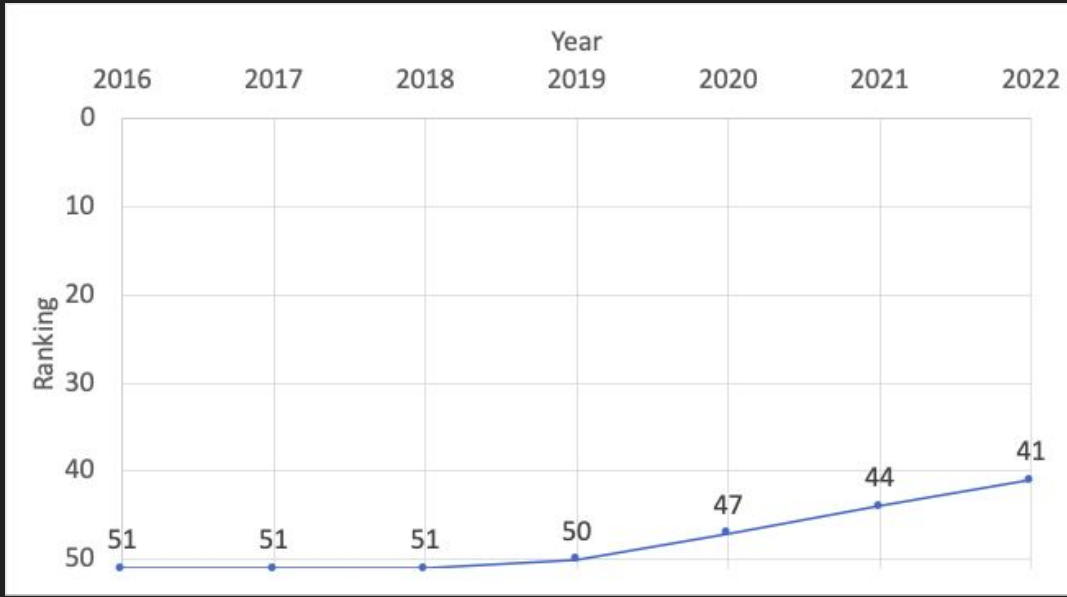


Youth Substance Misuse, Nevada vs.
United States, 2021, MHA

| | |
|---------------|-------|
| United States | 3.83% |
| Nevada | 5.09% |

Mental Illness Treatment

Adults with Any Mental Illness Who Did Not Receive Treatment in Nevada, 2016-2022, MHA



57 percent of adults with a mental illness receive no treatment.

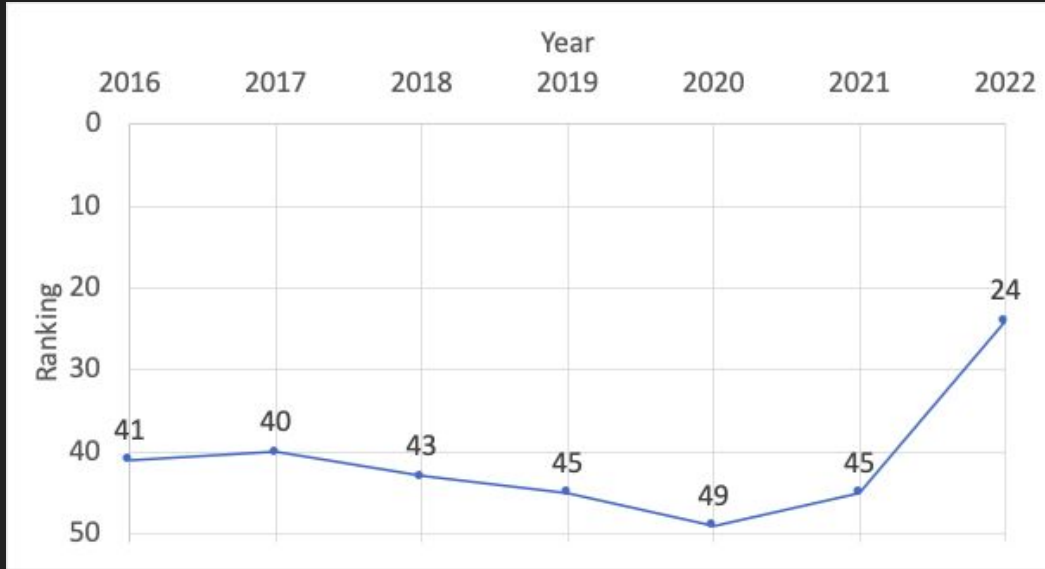
2017-Congress passed the Tax Cuts and Jobs Act eliminated the mandate penalty from the ACA.

Access to Treatment, Nevada vs. United States, 2021, MHA

| | |
|---------------|--------|
| United States | 57.00% |
| Nevada | 60.30% |

Insurance Coverage

Nevada Youth With Insurance that Did Not Cover Mental or Emotional Problems, 2016-2022, MHA



Youth Insurance Coverage, Nevada vs. United States, 2021, MHA

| | |
|---------------|-------|
| United States | 7.8% |
| Nevada | 12.6% |

Policy Implications

● **Suicidal Ideation and 988 Implementation**

- Opportunity to create a continuum of crisis care with adequate funding that ensures mental health responses to mental health crises and prioritizes equity

● **Disparities in Mental Health Treatment for Youth of Color**

- Asian youth were least likely to receive mental health care
- Native American or American Indian, multiracial, and Black youth, were most likely to receive non-specialty mental health services

Elizabeth Moore

Project Coordinator

PACT Coalition

emoore@drugfreeLasVegas.org

702-748-0019